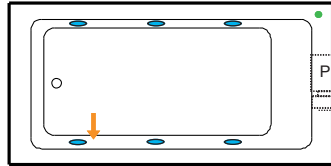
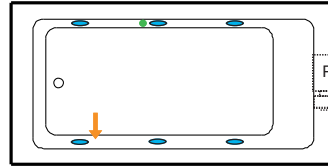


All bathtub dimensions are $\pm 1/2"$.

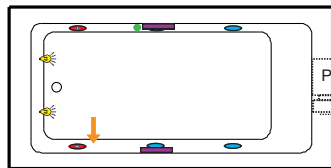
Builder Series



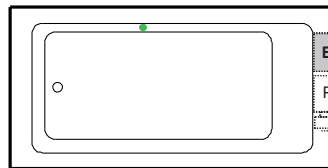
Luxury Series



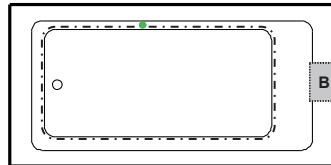
Platinum Series



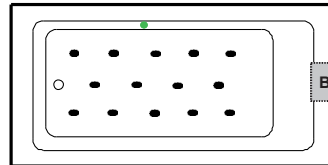
Combination (pump and blower location only)



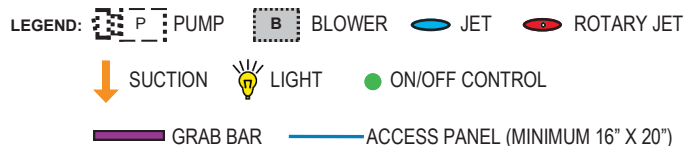
Airbath System II



Airbath System III



NOTE: Pumps and/or blowers on this model may stick out 1-3" due to tub design and certain accessories.



INSTALLATION TIPS

- Install according to Owner's Manual and local codes. Always consult your local plumber for recommendations.
- Certain options or altering the pump/blower location may cause the pump/blower to extend beyond the tub decking.
- Airbath III units may be 1 1/2" – 2 1/2" taller than stated.
- Hot water supply should be 65-75% of the tub capacity or greater.
- Cut Dimensions: 58"x34" It is recommended to wait for unit to arrive before cutting
- All specifications are subject to change without notice
- + Factory installed aprons on this model may increase the overall height of the tub when ordered with certain accessories (.IE Linear Drain)
- The combination of multiple systems and options may require components to stick out and/or be remotely installed in the field.

DIMENSIONS

60" x 36" x 22" (1524 x 914 x 559 mm)
Whirlpool Operating Gallons = 48 (Liters = 182)
Gallon to Overflow = 75 (Liters = 284)

MATERIAL: Acrylic (All Americh Standard Colors)

TUB FLOOR: NON-Textured

UNDERMOUNT: Yes

- Advise Americh when ordering to ensure there are no issues with deck mounted controls.
- Always take dimensions directly from the unit.

ELECTRICAL REQUIREMENTS

Americh recommends one 20 amp ground fault circuit interrupter (GFCI) for each power supply provided with the bathtub.

STANDARD EQUIPMENT:

- Adjustable Feet
- PVC Waste & Overflow

OPTIONAL ACCESSORIES

- Apron++
- Chromatherapy*
- Grab Bars: 9" * - 14" - 16"
- High Density Insulation*
- iBath Sound System
- Inline Heater (whirlpool only)
- Jets: Additional or Rotary*
- Lo Profile Tub Edge
- Ozone System (whirlpool and/or Airbath only)
- Pillow: Angle* - 12"
- Remote Control Upgrade (select series only)
- Serenity Soak (tub only)
- Syllent Pump with Heated Air*
- Thermal Comfort System (TCS cannot be used with VSM)
- Tile Flange Kit
- Trim Kit Upgrade*
- Vibro Sonic Massage (VSM cannot be used with TCS)
- Waste & Overflow Upgrades
 - Cable Drive Waste & Overflow
 - Linear Waste & Overflow

*Standard on Platinum Series

CODES AND COMPLIANCE

Americh products meet or exceed the following standards:

- Underwriters Laboratories (UL)
- Underwriters Laboratories - Canada (cUL)
- Canadian Standards Association - (CSA)
- ANSI Z124.1 • ANSI A112-19.7
- ANSI A112.19.8

Contact Americh for additional approvals.

Last Update 01/17/17