

**Work In Shirt-Sleeve
Comfort When It's
Doggone Cold**



Hot Dawg® Model HD power-exhausted, gas-fired unit heater

- Hush-puppy quiet operation.
- Uses natural or propane gas.
- Certified for residential, commercial and industrial use.
- Low-profile design and neutral color to blend in with decor.
- Lightweight, easily installs 1" from ceiling with only 2 angle brackets (included on sizes 30-75, accessory for 100, 125).
- Install quickly and easily with field wiring connections and knockouts for quick access to gas and electricity.
- Standard power exhaust simplifies side-wall or roof venting with small-diameter vent pipe.
- Right or left hand controls available on all 30-75 units. Gas, electrical and flue connections can be changed by simply flipping the Hot Dawg over.
- Permanently-lubricated motor for trouble-free dependability.
- Full 10-year warranty on heat exchanger.
- Also available with a blower. Contact Modine for further information.

Hot Dawg® Model HDS separated-combustion, gas-fired unit heater

Same features as Model HD, except adds these features:

- The separated combustion Hot Dawg draws its combustion air from outside the work space, ensuring the unit always has plenty of fresh, clean air to breathe.
- The fresh-air supply reduces common concerns about dusty, dirty or humid applications, providing greater durability and reduced maintenance.
- Drawing combustion air from the outside increases overall heating efficiency.
- External gas connections.



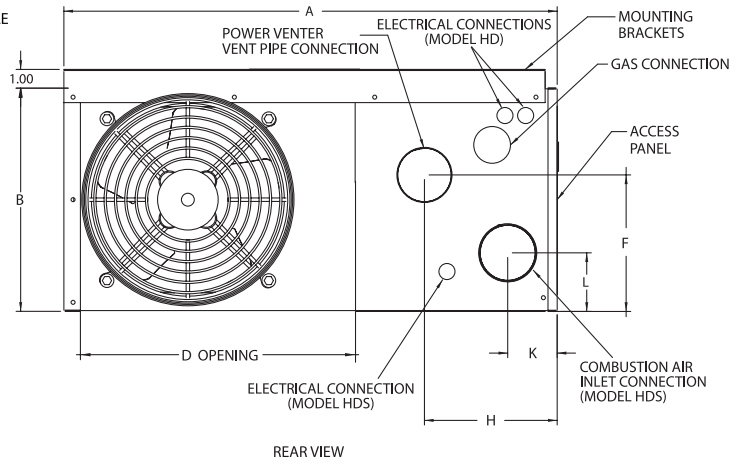
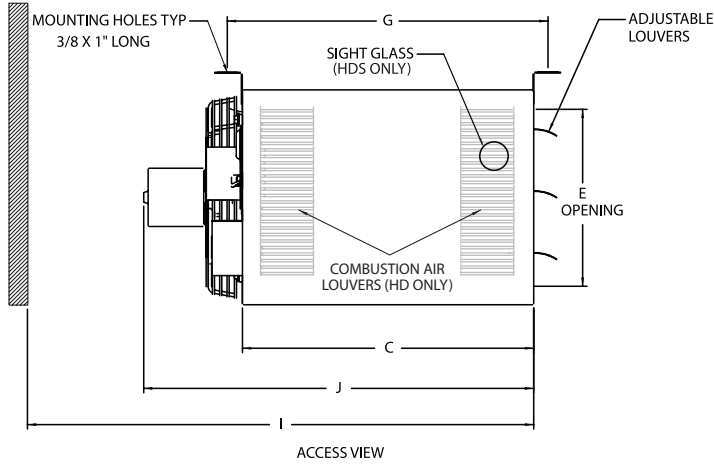
For The Heat You Need, Just Unleash A Hot Dawg!

Unit	Btu/Hr Input	Typical Application
HD/HDS 30	30,000	1 to 1-1/2 Car Garage
HD/HDS 45	45,000	2 to 2-1/2 Car Garage
HD/HDS 60	60,000	3 to 3-1/2 Car Garage
HD/HDS 75,100,125	75,000-125,000	Large Garage

Sizing data for sample only. Consult a qualified installer for the actual requirements for your building.



Power-Exhausted and Separated-Combustion, Gas-Fired Unit Heater Specifications



Performance

Model Size	30	45	60	75	100	125	
Btu/Hr Input	30,000	45,000	60,000	75,000	100,000	125,000	
Btu/Hr Output	24,000	36,000	48,000	60,000	80,000	100,000	
Entering Airflow (CFM)	505	720	990	1,160	1,490	1,980	
Outlet Velocity	523	749	653	769	565	747	
Air Temp. Rise (°F)	44	46	45	48	50	47	
Mounting Height (Max ft.)	10	10	12	14	12	16	
Heat Throw (ft.)	25	27	36	38	42	56	
Motor Data	Horsepower	1/15	1/15	1/12	1/12	1/12	1/8
	RPM	1,550	1,550	1,625	1,625	1,050	1,550
	Type	S.P.	S.P.	P.S.C.	P.S.C.	S.P.	P.S.C.
	Amps	2.4	2.4	1.2	1.2	2.7	2.2
Unit Total Amps	3.7	3.7	2.5	2.5	4.7	4.2	

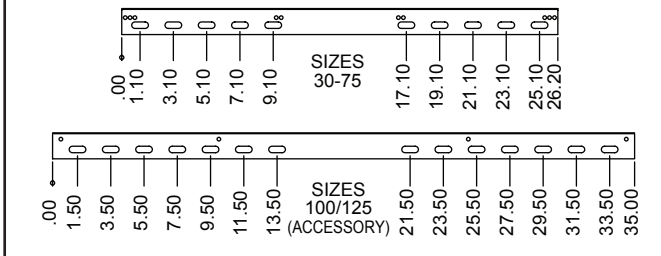
Dimensions (inches)

Model Size	30	45	60	75	100/125
A	26.8	26.8	26.8	26.8	35.5
B	12.2	12.2	18.0	18.0	20.5
C	16.5	16.5	16.5	16.5	22.0
D	14.9	14.9	14.9	14.9	22.5
E	10.1	10.1	15.9	15.9	18.4
F	7.25	7.25	10.75	10.75	14.0
G	18.5	18.5	18.5	18.5	24.0
H	7.6	7.6	7.835	7.835	8.4
Gas Connection	1/2	1/2	1/2	1/2	1/2
I	34.5	34.5	34.5	34.5	43.0
J	22	22	25	25	31.0
K (HDS only)	2.74	2.74	3.15	3.15	3.87
L (HDS only)	3.19	3.19	5.55	5.55	10.73
Vent Connector Size (in.)	3	3	3/4*	3/4*	4
Combustion Air Inlet Connector Size (Model HDS only) (in.)	3	3	4	4	4
Fan Diameter	10	10	14	14	18.0
Approx. Shipping Weight (lbs.)	55	60	80	85	125

* 3" for Model HD, 4" for Model HDS

Mounting

1" - angle, mounting brackets are slotted to accommodate joists on 16" or 24" centerlines.




Clearances

Unit Side	Clearance To Combustible Materials	Recommended Service Clearance
Top and Bottom	1"	1"
Access Side	1"	18"
Non-Access Side	1"	1"
Rear	18"	18"
Vent Connector	4"	4"

Control Options

Control Description	Control Code No.	Service Voltage	Thermostat Voltage	Type of Gas	Model Size
Single-Stage, Direct Spark Ignition, 100% Shut-Off with Continuous Retry - Utilizes a single-stage combination gas control with ignition control. Gas is lit with a direct spark igniter on call for heat.	11	115V	24V	natural	30-125
	21	115V	24V	propane	30-125
Two-Stage, Direct Spark Ignition, 100% Shut-Off with Continuous Retry - Utilizes a two-stage combination gas control with built-in ignition control. Firing rate is 100% and 50% of full rated input. Gas is lit with a direct spark igniter on call for heat.	12	115V	24V	natural	75-125
	22	115V	24V	propane	75-125



Hot Dawg® – Chasing Away The Cold In Any Space, New Or Old

You don't have to go far to find a Hot Dawg.
For the location of your nearest Hot Dawg source,
fetch your phone and call:

800-828-4328 (HEAT)

or visit us online at www.modine.com/hotdawg



Low-Profile, Gas-Fired Residential Garage Heaters

Commercial Products Group

Modine Manufacturing Company

1500 DeKoven Avenue

Racine, WI 53403-2552

Phone: 1.800.828.4328 (HEAT)

www.modine.com/hotdawg



© Modine Manufacturing Company, 2008
Hot Dawg® and the Hot Dawg logo
are registered trademarks of Modine
Manufacturing Company. 6-114.6

