
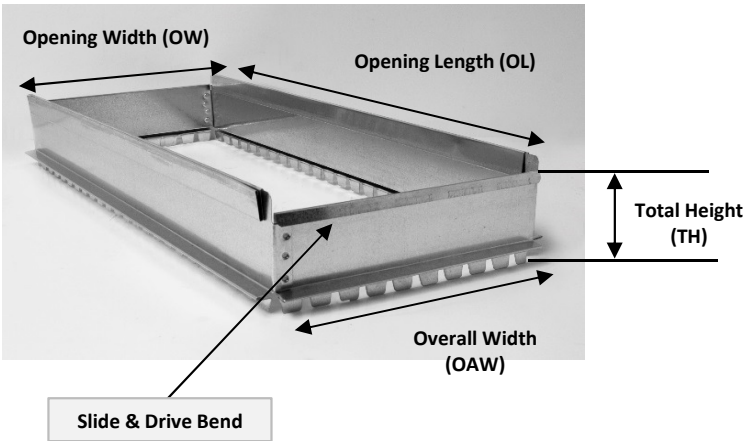


Gray Metal Products - Product Data Sheet (PDS)


Product No. 141SD
Slide & Drive Trunk Duct Straight Start Collar

Body: 26 Gauge

All measurements are in inches



* Tabs with rounded edges are 'finger-savers'



Tolerance = plus or minus .125" (1/8")

Gray Metal Products - Product Data Sheet (PDS)

Product No. 141SD
Slide & Drive Trunk Duct Straight Start Collar

Body: 26 Gauge

All measurements are in inches

PART	OL	OW	OAL	OAW	TH	BH	DVL	FLG
8x6-141SD	8"	6"	9 1/4"	7 1/4"	3 5/8"	3"	5/8"	5/8"
10x6-141SD	10"	6"	11 1/4"	7 1/4"	3 5/8"	3"	5/8"	5/8"
12x6-141SD	12"	6"	13 1/4"	7 1/4"	3 5/8"	3"	5/8"	5/8"
14x6-141SD	14"	6"	15 1/4"	7 1/4"	3 5/8"	3"	5/8"	5/8"
16x6-141SD	16"	6"	17 1/4"	7 1/4"	3 5/8"	3"	5/8"	5/8"
18x6-141SD	18"	6"	19 1/4"	7 1/4"	3 5/8"	3"	5/8"	5/8"
8x8-141SD	8"	8"	9 1/4"	9 1/4"	3 5/8"	3"	5/8"	5/8"
10x8-141SD	10"	8"	11 1/4"	9 1/4"	3 5/8"	3"	5/8"	5/8"
12x8-141SD	12"	8"	13 1/4"	9 1/4"	3 5/8"	3"	5/8"	5/8"
14x8-141SD	14"	8"	15 1/4"	9 1/4"	3 5/8"	3"	5/8"	5/8"
16x8-141SD	16"	8"	17 1/4"	9 1/4"	3 5/8"	3"	5/8"	5/8"
18x8-141SD	18"	8"	19 1/4"	9 1/4"	3 5/8"	3"	5/8"	5/8"
20x8-141SD	20"	8"	21 1/4"	9 1/4"	3 5/8"	3"	5/8"	5/8"
22x8-141SD	22"	8"	23 1/4"	9 1/4"	3 5/8"	3"	5/8"	5/8"
24x8-141SD	24"	8"	25 1/4"	9 1/4"	3 5/8"	3"	5/8"	5/8"
8x10-141SD	8"	10"	9 1/4"	11 1/4"	3 5/8"	3"	5/8"	5/8"
10x10-141SD	10"	10"	11 1/4"	11 1/4"	3 5/8"	3"	5/8"	5/8"
12x10-141SD	12"	10"	13 1/4"	11 1/4"	3 5/8"	3"	5/8"	5/8"
14x10-141SD	14"	10"	15 1/4"	11 1/4"	3 5/8"	3"	5/8"	5/8"
16x10-141SD	16"	10"	17 1/4"	11 1/4"	3 5/8"	3"	5/8"	5/8"
18x10-141SD	18"	10"	19 1/4"	11 1/4"	3 5/8"	3"	5/8"	5/8"
20x10-141SD	20"	10"	21 1/4"	11 1/4"	3 5/8"	3"	5/8"	5/8"
22x10-141SD	22"	10"	23 1/4"	11 1/4"	3 5/8"	3"	5/8"	5/8"
24x10-141SD	24"	10"	25 1/8"	11 1/4"	3 5/8"	3"	5/8"	5/8"
25x10-141SD	25"	10"	26 1/4"	11 1/4"	3 5/8"	3"	5/8"	5/8"
12x12-141SD	12"	12"	13 1/4"	13 1/4"	3 5/8"	3"	5/8"	5/8"
14x12-141SD	14"	12"	15 1/4"	13 1/4"	3 5/8"	3"	5/8"	5/8"
16x12-141SD	16"	12"	17 1/4"	13 1/4"	3 5/8"	3"	5/8"	5/8"
18x12-141SD	18"	12"	19 1/4"	13 1/4"	3 5/8"	3"	5/8"	5/8"
20x12-141SD	20"	12"	21 1/4"	13 1/4"	3 5/8"	3"	5/8"	5/8"
22x12-141SD	22"	12"	23 1/4"	13 1/4"	3 5/8"	3"	5/8"	5/8"
24x12-141SD	24"	12"	25 1/4"	13 1/4"	3 5/8"	3"	5/8"	5/8"
25x12-141SD	25"	12"	26 1/4"	13 1/4"	3 5/8"	3"	5/8"	5/8"

Meets SMACNA Specifications

Tolerance = plus or minus .125" (1/8")