

Features

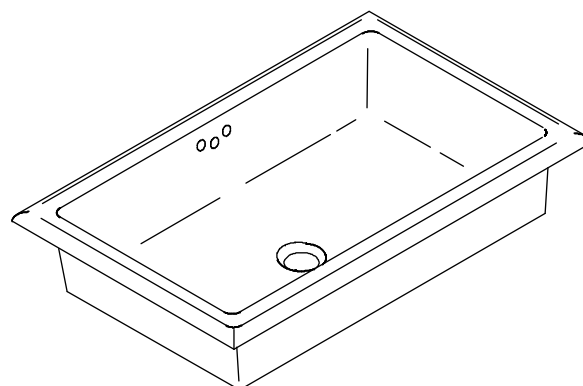
- Vitreous china
- Under-mount
- With overflow
- Includes 1193643 clamp assembly
- With or without glazed underside
- 21" (533 mm) x 13" (330 mm)

UNDER-MOUNT BATHROOM SINK K-2297

ADA

CSA B651

OBC



Codes/Standards Applicable

Specified model meets or exceeds the following:

- ADA
- ICC/ANSI A117.1
- CSA B651
- OBC
- ASME A112.19.2/CSA B45.1

Colors/Finishes

- 0: White
- Other: Refer to Price Book for additional colors/finishes

Accessories

- CP: Polished Chrome
- Other: Refer to Price Book for additional colors/finishes

Specified Model

Model	Description	Colors/Finishes	
K-2297	Under-mount bathroom sink	<input type="checkbox"/> 0	<input type="checkbox"/> Other_____
K-2297-G	Under-mount bathroom sink with glazed underside	<input type="checkbox"/> 0	<input type="checkbox"/> Other_____
Recommended Accessories			
K-8998	P-Trap	<input type="checkbox"/> CP	<input type="checkbox"/> Other_____

Product Specification

Under-mount bathroom sink shall be made of vitreous china. The bathroom sink shall be 21" (533 mm) in length and 13" (330 mm) in width. Bathroom sink shall be with a glazed underside (K-2297-G) or without a glazed underside (K-2297). Bathroom sink shall have overflow and includes 1193643 clamp assembly. Bathroom sink shall be Kohler Model K-2297-____ or K-2297-G-_____.

Technical Information

Fixture*:	
Basin area	21" (533 mm) x 13" (330 mm)
Water depth	3" (76 mm)
Drain hole	Ø 1-3/4" (44 mm)
* Approximate measurements for comparison only.	
Cutout template	1041454-7
Included components:	
Basin clamp assembly	1193643

Installation Notes

Install this product according to the installation guide.

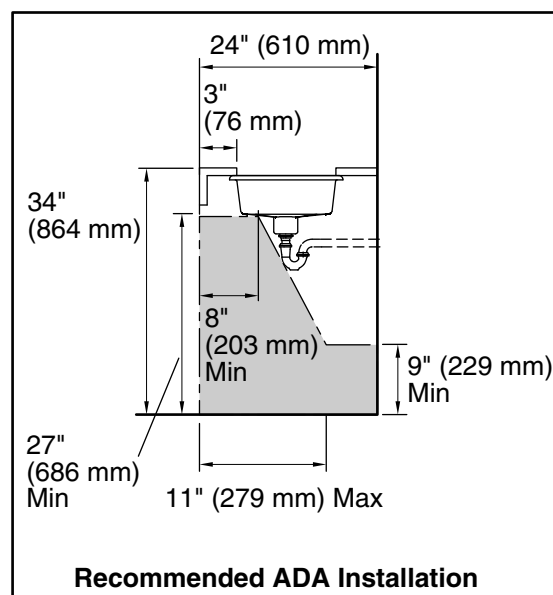
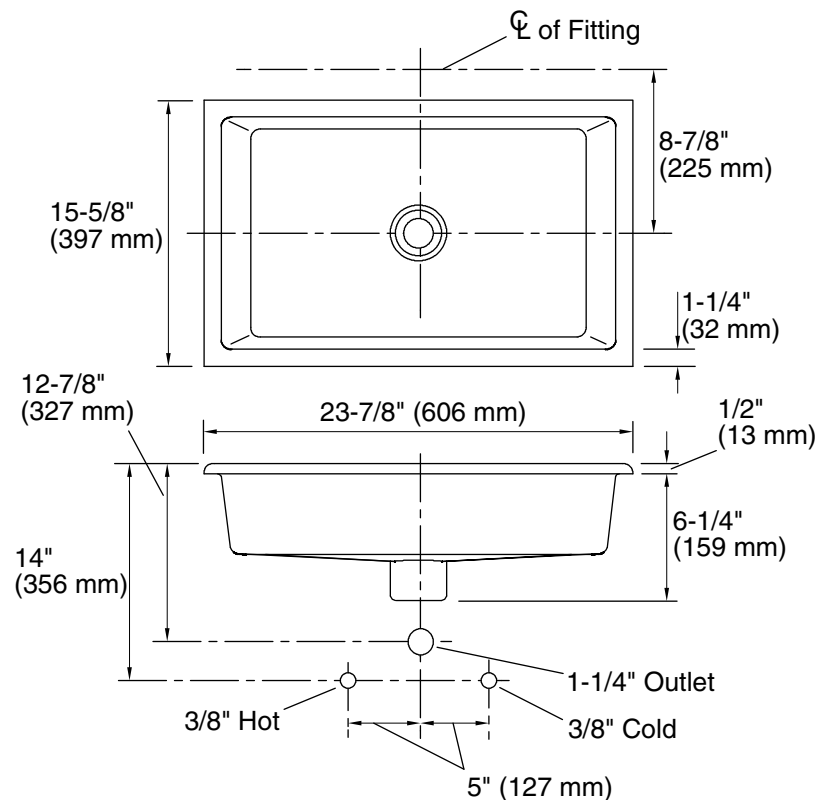
Select a faucet with a minimum spout reach of 4-5/8" (117 mm). Refer to the faucet rough-in dimensions to ensure the spout will reach over the bathroom sink rim into the basin.

NOTICE: Countertop manufacturer or cutter must use the current product template available at www.kohler.com, or by calling 1-800-4KOHLER. Kohler Co. is not responsible for cutout errors when the incorrect cutout template is used.

Will comply with **ADA** when installed per section 606 Lavatories and Sinks of the 2010 ADA Standards for Accessible Design.

Will comply with **CSA B651** when installed per Clause 4.3.3 of the standard.

Will comply with **OBC** when installed per Clause 3.8.3.11.



Product Diagram