

Features


- Brass construction
- Deck-mount
- 7-1/2" (191 mm) high-arch non-diverter spout with slip-fit connection
- Variety of handle style options

BATH FAUCET TRIM **K-T314** ALSO K-301-K

Codes/Standards Applicable

Specified model meets or exceeds the following:



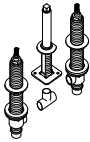
- ASME A112.18.1/CSA B125.1
- ICC/ANSI A117.1



Colors/Finishes

- CP: Polished Chrome
- Other: Refer to Price Book for additional colors/finishes

Specified Model

Model	Description	 <input type="checkbox"/> ADA		 <input type="checkbox"/> ADA	
K-T314-4	Finial® bath faucet trim with lever handles	<input type="checkbox"/> CP	<input type="checkbox"/> Other _____		
K-T314-6	Finial® bath faucet trim with T-handles			<input type="checkbox"/> CP	<input type="checkbox"/> Other _____
Required Accessory					
K-301-K	3/4" high-flow ceramic disc valve system	<input type="checkbox"/> NA			

Product Specification

Two-handle deck-mount high-flow bath faucet trim shall be of brass construction. Product shall include 7-1/2" (191 mm) high-arch non-diverter spout with slip-fit connection, and handles. Faucet trim shall be Kohler Model K-T314-_____-____ and valve system shall be Kohler Model K-301-K-NA.

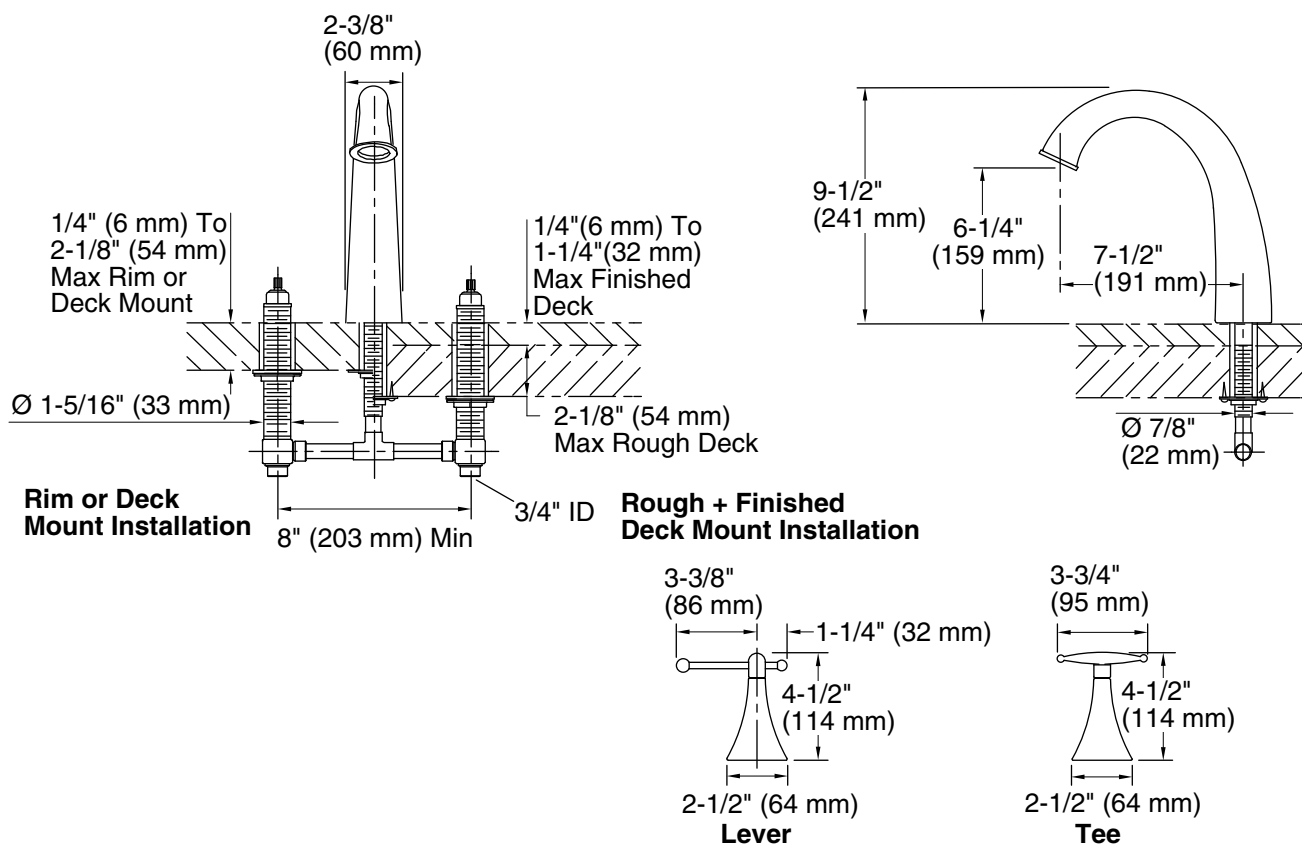
FINIAL® FUNDAMENTALS

Technical Information

Applicable faucet trim:		
Lever handles with spout	K-T314-4	
T-handles with spout	K-T314-6	
Applicable valve system:		
3/4" high-flow	K-301-K-NA	required*
* Required for configuration illustrated.		
Handles are ADA compliant.		ADA

Installation Notes

Install this product according to the installation guide.



Product Diagram