



robern®

LIGHTING COLLECTIONS





## ROBERN LIGHTING COLLECTIONS

Streamline your design with the sleek profile and unparalleled versatility of vertical lighting. Designed for seamless pairing with Robern medicine cabinets and mirrors, our modular lighting solutions can be easily configured to create bespoke bathroom solutions. Thoughtful features like dimming and color tuning transform the daily routine into a personalized wellness ritual.

### TABLE OF CONTENTS

---

#### DESIGN WITH LIGHT

page 2

#### **NEW** TENOR LIGHTING

page 8

#### **NEW** SWAY LIGHT CONTROL

page 11

#### VESPER LIGHTING

page 12

#### INLINE LIGHTING

page 14

#### PROFILES LIGHTING


page 16



## DESIGN WITH LIGHT

### ELEVATE YOUR ENVIRONMENT

Enhance the daily routine with LED lighting that adapts to your precise needs. With Robern dimming and color tuning technology, you can optimize brightness and color temperature to align with your daily routine and circadian rhythms, creating a haven of wellbeing in the home.




### DIMMING

Flicker-free dimming allows you to select the ideal brightness for any task — from bright task lighting in the morning to soft wayfinding light at night.

OFF

100%



## COLOR TUNING

Fine-tune the color temperature to reflect the various environments you'll encounter throughout the day — whether it's an outdoor hike, a bright office, or a candlelit dinner.

WARMER

COOLER

## DESIGN WITH LIGHT

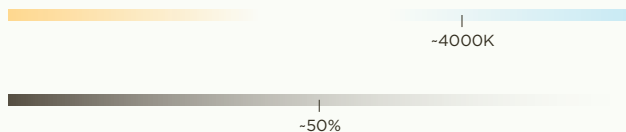
### SELECT YOUR IDEAL AMBIANCE

Robern tunable lighting gives you complete control over brightness and color temperature, so you can create an environment that feels perfectly tailored to your preferences. Select cool, invigorating tones that mimic natural sunlight, or warm tones that enhance reds and oranges for a calming effect.



#### Waking Up

Set brightness at 50% to gently ease into your morning routine. Select a cool color temperature (4000K) that mimics natural daylight for an invigorating effect.



#### Grooming

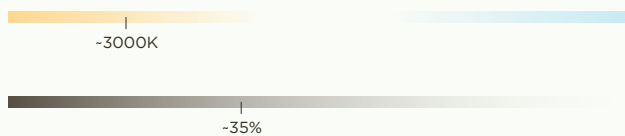
Select 100% brightness and a crisp color temperature (5000K) for up-close tasks like shaving and cosmetic application. Vertical lighting eliminates harsh shadows on the face for optimal visibility.





### **Winding Down**

When you're ready to unwind in the evening, set dimming at 35% and opt for warm lighting (3000K) to create a spa-like atmosphere that promotes relaxation.



### **Wayfinding**

Select warm lighting at 5% brightness to provide just enough light to safely navigate your bathroom at night — without fully disrupting your circadian rhythm.



## **Illuminate the Possibilities.**

### **MODULAR LIGHTING COLLECTIONS**

Discover how Robern Lighting can offer exceptional design flexibility. Simply select a collection that complements your aesthetic, then pair with a compatible Robern mirror or medicine cabinet (see page 18) to create a personalized lighting solution that fits flawlessly in your space. Pair two lights with a mirror or medicine cabinet for a space-saving design, or combine multiple lights and cabinets to create a statement-making array.

Our modular lighting collections offer industry-leading technology — like flicker-free dimming, color tuning, and innovative lighting control — to help you set the tone for your day with a single touch.





## Tenor Lighting

Tenor Dimmable Lighting provides energy-efficient LED lighting with flicker-free dimming for ideal brightness. For even greater control over your lighting environment, select Tenor Tunable Lighting and Robern's SWAY light control for one-touch dimming, color tuning, and personalized presets (required, see page 12).



Available in three elegant styles inspired by the golden era of Hollywood glamour, our modular Tenor Lighting collection pairs seamlessly with Robern mirrors and medicine cabinets to create a personalized bathroom solution.

## PRODUCT SELECTION

---

### LIGHTING STYLE OPTIONS



#### Diamond

Add a luxe touch to your bathroom design with an elegant diamond form.



#### Fluted

Subtle fluted detailing perfectly complements a more traditional aesthetic.



#### Round


Create contrast with bold, eye-catching round metal accents.

---

### METAL ENDCAP OPTIONS



Chrome



Polished  
Nickel



Brass



Matte  
Black

# Tenor Lighting

## PRODUCT SELECTION

### SIZE AND STYLE OPTIONS

Diamond

Fluted

Round



1-3/8" W

1-3/8" W

1-3/8" W

30 Inches High

Diamond

Fluted

Round



1-3/8" W

1-3/8" W

1-3/8" W

36 Inches High

Diamond

Fluted

Round



1-3/8" W

1-3/8" W

1-3/8" W

40 Inches High

### LIGHTING OPTIONS

**Tenor Dimmable**  
Warm White (3000K)

**Tenor Tunable**  
Dimmable and Tunable White (2700K-5600K)  
SWAY Light Control required



### LIGHTING CONTROL




Lutron C•L  
LED Dimmers  
for Tenor  
Dimmable



Robern SWAY  
Light Control  
(Required)  
for Tenor Tunable

## SWAY™ Light Control

Our innovative SWAY wall control puts dimming, color tuning, and personalized presets at your fingertips for the ultimate level of control. Pair SWAY with Tenor Tunable Lighting to select the ideal brightness and color temperature for every step of your daily routine, then create personalized presets to return to that setting with a single touch.



Wallplate sold separately



### Color Tuning

Tap multiple times to quickly tune color temperature. Press and hold to fine-tune color temperature.



### Increase Brightness

Tap multiple times to quickly increase brightness. Press and hold to smoothly increase brightness.



### Decrease Brightness

Tap multiple times to quickly decrease brightness. Press and hold to smoothly decrease brightness.



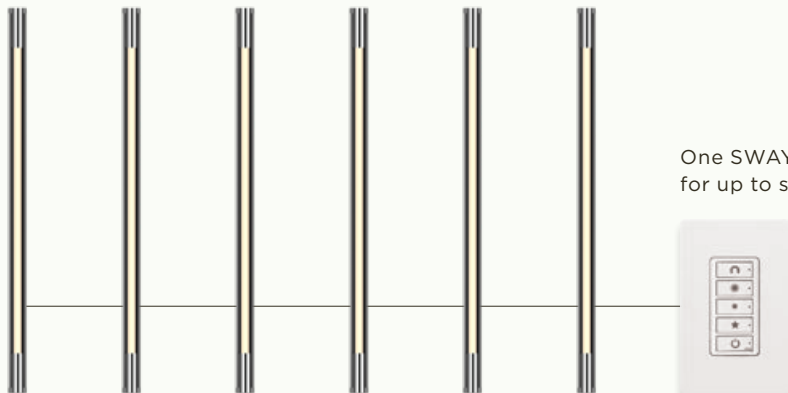
### Favorites

Tap to cycle through three preset combinations of color and brightness or replace with your own favorites.



### Power

Tap to turn lights on or off.



One SWAY light control can adjust lighting for up to six Tenor Tunable lights.



## Vesper Lighting


The minimalist aesthetic of Vesper lighting brings an inviting glow to your styling space. Warm lighting gently illuminates the wall behind for an elegant silhouette effect, and modular design allows for seamless integration with M Series Reserve, M Series, PL PORTRAY and PL Series Medicine Cabinets.



PRODUCT SELECTION

SIZE AND STYLE OPTIONS


Edgeline Midline Outline



1-3/8" W 2-3/4" W 2-3/4" W

30 Inches High


Edgeline Midline Outline



1-3/8" W 2-3/4" W 2-3/4" W

36 Inches High

Edgeline Midline Outline



1-3/8" W 2-3/4" W 2-3/4" W

40 Inches High

LIGHTING OPTIONS

Warm White (3000K)

Controllable features:

- Dimmable



SUGGESTED LIGHTING CONTROL



Lutron C•L LED Dimmers


## InLine Lighting

Add beauty and functionality to your routine. InLine pairs with M Series Reserve, M Series, PL PORTRAY and PL Series Cabinets and Modular Mirrors to deliver precision lighting that supports your exact styling needs. Perfectly illuminate any task with dimmable LED lighting and our state-of-the-art tunable lighting option.




PRODUCT SELECTION

SIZE OPTIONS



3-1/2" W

**30 Inches High**



3-1/2" W

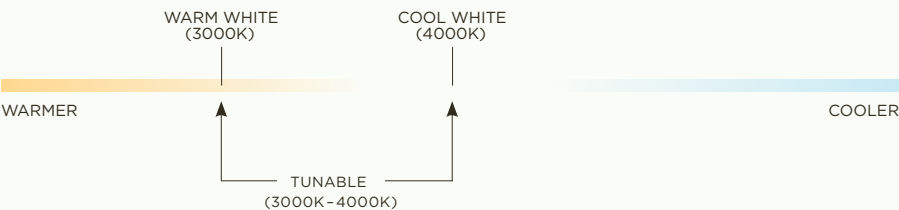
**40 Inches High**

LIGHTING OPTIONS

**Warm White (3000K)**  
Controllable features:  
• Dimmable

**Cool White (4000K)**  
Controllable features:  
• Dimmable

**Tunable (3000K-4000K)**  
Controllable features:  
• Dimmable  
• Tunable



SUGGESTED LIGHTING CONTROL



Lutron C•L LED Dimmers  
(2 needed for tunable control)



## Profiles Lighting

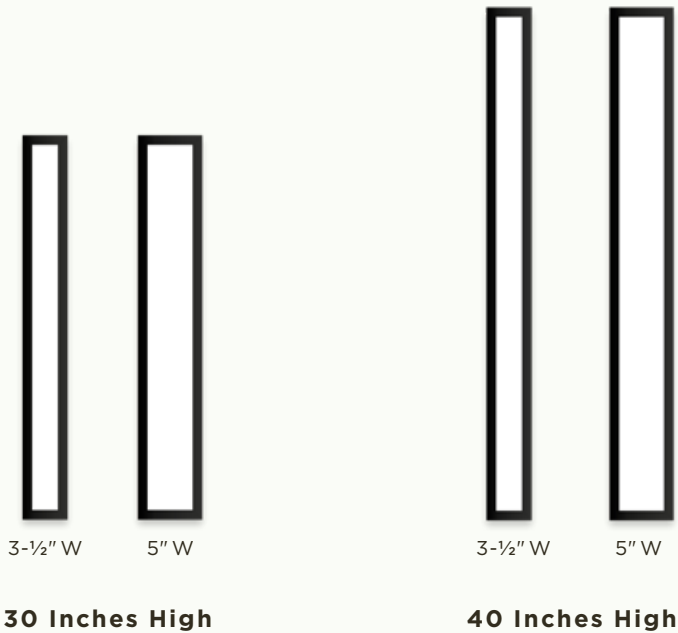
Inspired by elements of art deco design, the Profiles Collection adds drama to your space with statement pieces that won't sacrifice modern functionality. Fine-tune your lighting with flicker-free dimming and adjustable color temperature.





PRODUCT SELECTION

SIZE AND STYLE OPTIONS



METAL FRAME OPTIONS

Chrome

Polished Nickel

Matte Gold

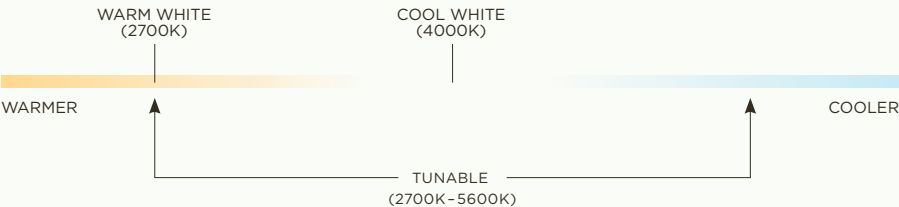
Matte Black

LIGHTING OPTIONS

**Warm White (2700K)**  
Controllable features:  
• Dimmable

**Cool White (4000K)**  
Controllable features:  
• Dimmable


**Tunable (2700K-5600K)**  
Controllable features:  
• Dimmable  
• Tunable



SUGGESTED LIGHTING CONTROL



Lutron Diva ELV Dimmer (Model DVELV300P) or Caseta Wireless ELV Dimmer (Model PD5NE)  
(2 needed for tunable control)



### Modular Compatibility

M Series Reserve Cabinets	•	•	•	
M Series Cabinets	•	•	•	
PL PORTRAY Cabinets	•	•	•	
PL Series Cabinets	•	•	•	
Profiles Cabinets	•			•
Profiles Mirrors	•			•
Modular Mirrors	•	•	•	•

### Lighting Controls

Dimmable via 3rd Party Control	•	•	•	•
Dimmable and Tunable via 3rd Party Control			•	•
Dimmable and Tunable via SWAY Control	•			

### Color Temperature

2700 Kelvin				•
3000 Kelvin	•	•	•	
4000 Kelvin			•	•
Tunable 3000 – 4000 Kelvin			•	
Tunable 2700 – 5600 Kelvin	•			•



TENOR



VESPER



INLINE



PROFILES®

### Metal Finishes

Chrome	Endcaps	Frame
Polished Nickel	Endcaps	Frame
Brass	Endcaps	
Matte Gold		Frame
Matte Black	Endcaps	Frame

### Light Pattern

Round	●	
Diamond	●	
Fluted	●	
Edgeline		●
Midline		●
Outline		●

### Installation Type

Recessed	●	●	●	●
Semi-Recessed	●	●	●	●
Surface-Mount	●	●	●	●
Sold As	Each	Pair/Each*	Each	Each

\* Pair for Edgeline, each for Midline and Outline

# Model Number Key

TENOR	J	L	A40	D	K	S	C	VC	86
Dimensions	<b>A30</b> = 1- $\frac{3}{8}$ " W × 30" H <b>A36</b> = 1- $\frac{3}{8}$ " W × 36" H <b>A40</b> = 1- $\frac{3}{8}$ " W × 40" H								
Lighting Style	<b>D</b> = Diamond <b>F</b> = Fluted <b>R</b> = Round								
Light Type	<b>K</b> = Title 24 Certified LED								
Quantity of Lights	<b>S</b> = Single								
Body Finish	<b>C</b> = Chrome								
Lighting Options	<b>3D</b> = Dimmable: Dimming to 5%, Warm White (3000K) <b>VC</b> = Tunable: Dimming to 5%, Color Temperature Tuning (2700K–5600K)*								
Endcap Finishes	<b>76</b> = Chrome <b>77</b> = Polished Nickel <b>83</b> = Matte Black <b>86</b> = Brass								

\*Tenor Tunable requires SWAY Light Control (sold separately), see page 12.







Scan here to  
learn more



robern.com  
contactus@robern.com  
800-877-2376

