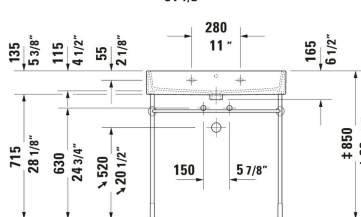
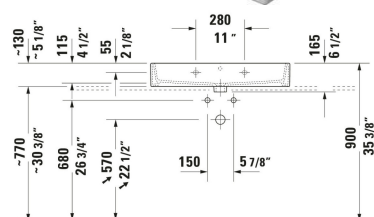
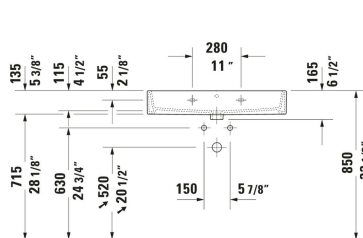
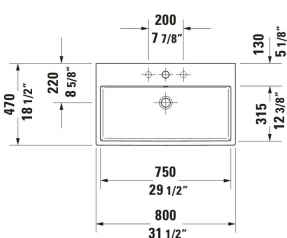


**Vero Air Wall Mounted Sink # 2350800000 / 2350800025 /
2350800027 / 2350800028 / 2350800030 / 2350800060**

| < 31 1/2 " > |



Wall Mounted Sink	Dimension	Weight	Order number
Rectangular, Includes faucet deck: Yes, Underside glazed, Back side glazed: No, 31 1/2 ", ADA: Yes			
Colors			
00 White			
Variant			
● White High Gloss, Number of basins: 1 Middle, Number of faucet holes: 1 Middle, Overflow: Yes, cUPC listed: No		54.454 lb	2350800000
●●● White High Gloss, Number of basins: 1 Middle, Number of faucet holes: 3 Middle, Overflow: Yes, Ground, Soap dispenser position: Left, cUPC listed: No		54.454 lb	2350800025
● White High Gloss, Number of basins: 1 Middle, Number of faucet holes: 1 Middle, Overflow: Yes, Ground, cUPC listed: No		54.454 lb	2350800027
⊗ White High Gloss, Number of basins: 1 Middle, Overflow: Yes, Ground, cUPC listed: No		54.454 lb	2350800028
●●● White High Gloss, Number of basins: 1 Middle, Number of faucet holes: 3 Middle, Overflow: Yes, Soap dispenser position: Left, cUPC listed: No		54.454 lb	2350800030
⊗ White High Gloss, Number of basins: 1 Middle, Overflow: Yes, cUPC listed: No		54.454 lb	2350800060
Sanitary ceramics with the special WonderGliss surface finish will remain clean and attractive-looking for a long time to come. When ordering WonderGliss please add a "1" as eleventh digit to the model number.			
Suitable products			

**Vero Air Wall Mounted Sink # 2350800000 / 2350800025 /
2350800027 / 2350800028 / 2350800030 / 2350800060**

| < 31 1/2 " > |

Console Installation Type: Floorstanding, Wall installation, Adjustable height: 2 1/2 ", Hardware included: Yes, Reversible: No, Includes towel rail: Yes, 28 1/2 x 16 3/4 "	28 1/2 x 16 3/4 "	003066
Vanity Cabinet Number of drawers: 2, Without handle, Slow close, Pressure inlet, Drawer organizer Optional, Required Items: Wall Mounted Sink Vero Air # 235080, 30 7/8 x 18 1/8 "	30 7/8 x 18 1/8 "	LC6277
Vanity Cabinet Number of drawers: 1, Includes vanity top: Yes, Faucet holes possible, Handle, Slow close, Lay-in compartment Optional, 39 3/8 x 21 5/8 "	39 3/8 x 21 5/8 "	DE4948
Vanity Cabinet Number of drawers: 1, Includes vanity top: Yes, Faucet holes possible, Handle, Slow close, Lay-in compartment Optional, 47 1/4 x 21 5/8 "	47 1/4 x 21 5/8 "	DE4949
Vanity Cabinet Number of drawers: 1, Number of drawers: 1, Includes vanity top: Yes, Faucet holes possible, Handle, Siphon cut-out: Yes, Panel: Yes, Slow close, Lay-in compartment Optional, 31 1/2 x 21 5/8 "	31 1/2 x 21 5/8 "	DE4967
Vanity Cabinet Number of drawers: 1, Number of drawers: 1, Includes vanity top: Yes, Faucet holes possible, Handle, Siphon cut-out: Yes, Panel: Yes, Slow close, Lay-in compartment Optional, 47 1/4 x 21 5/8 "	47 1/4 x 21 5/8 "	DE4969

All drawings contain the necessary measurements which are subject to standard tolerances. They are stated in inch & mm and are non-binding. Exact measurements, in particular for customized installation scenarios, can only be taken from the finished ceramic piece.