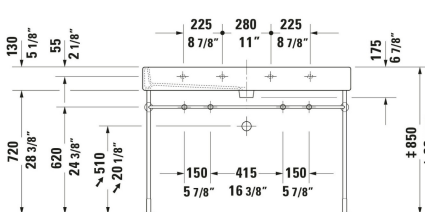
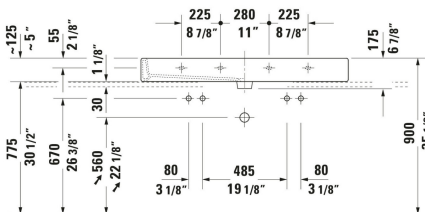
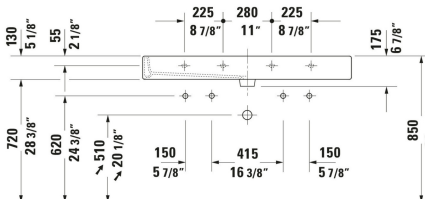
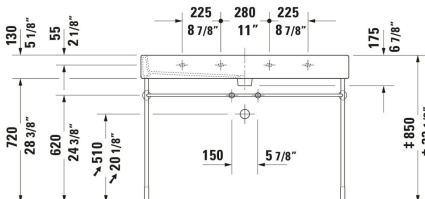
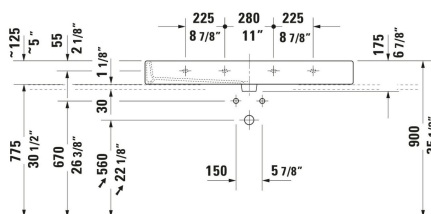
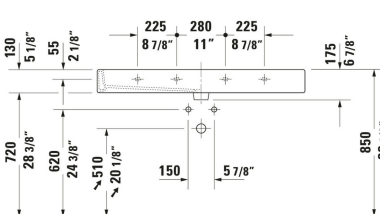
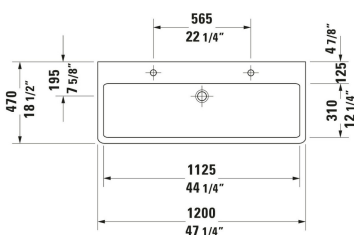
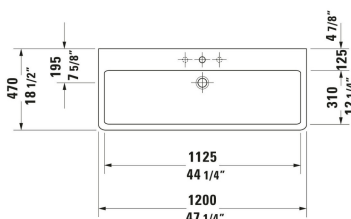


# Vero Wall Mounted Sink # 0454120000 / 0454120024 / 0454120025 / 0454120026 / 0454120027 / 0454120030

| < 47 1/4 " > |



Wall Mounted Sink	Dimension	Weight	Order number
Rectangular, Includes faucet deck: Yes, Back side glazed: No, 47 1/4 " , ADA: Yes, cUPC listed: Yes			
Colors			
00 White			
Variant			
● White High Gloss, Number of basins: 1 Middle, Number of faucet holes: 1 Middle, Overflow: Yes, Underside glazed		72.312 lb	0454120000
● ● White High Gloss, Number of basins: 2 Middle, Number of faucet holes: 1 Left, Right, Overflow: Yes, Underside glazed		72.312 lb	0454120024
● ● ● White High Gloss, Number of basins: 1 Middle, Number of faucet holes: 3 Middle, Overflow: Yes, Ground, Soap dispenser position: Left		72.312 lb	0454120025
● ● White High Gloss, Number of basins: 2 Middle, Number of faucet holes: 1 Left, Right, Overflow: Yes, Ground		72.312 lb	0454120026

**Vero Wall Mounted Sink # 0454120000 / 0454120024 /  
0454120025 / 0454120026 / 0454120027 / 0454120030**

|< 47 1/4 " >|

● White High Gloss, Number of basins: 1 Middle, Number of faucet holes: 1 Middle, Overflow: Yes, Ground	72.312 lb	0454120027
●●● White High Gloss, Number of basins: 1 Middle, Number of faucet holes: 3 Middle, Overflow: Yes, Soap dispenser position: Left, Underside glazed	72.312 lb	0454120030
<b>Infobox</b>		
To attach washbasins from a size of 1000 mm, two attachments with article no. # 6951000000 are required		
Sanitary ceramics with the special WonderGliss surface finish will remain clean and attractive-looking for a long time to come. When ordering WonderGliss please add a "1" as eleventh digit to the model number.		
<b>Suitable products</b>		
Console Installation Type: Floorstanding, Wall installation, Adjustable height: 2 1/2 ", Hardware included: Yes, Reversible: 44 1/4 x 16 3/4 " No, Includes towel rail: Yes, 44 1/4 x 16 3/4 "		003074

*All drawings contain the necessary measurements which are subject to standard tolerances. They are stated in inch & mm and are non-binding. Exact measurements, in particular for customized installation scenarios, can only be taken from the finished ceramic piece.*