



#### Product Specifications

Series	Gotham
Spout	GOT (Gotham)
Handle	DS (DS)
Features	Drain Included 1/2" NPT Spout Adapter Zero-Lead Brass Ceramic Disc Cartridge 1.2 gpm

#### \*Finish

For a selection of available standard finishes, please contact your AF Account Manager, or consult [www.davincibath.com](http://www.davincibath.com). Custom finishes upon request.

#### Rough Valve Included

AF-3200-8-20-Z-HC

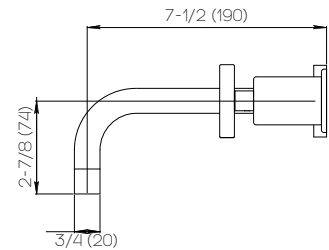
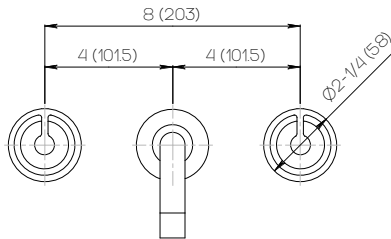
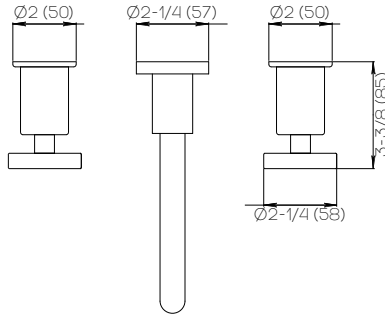
#### Applicable Codes & Standards

Specified model meets or exceeds the following:

- ASME A112.18.1/CSA B125.1
- US Federal and State material regulations.
- EPA WaterSense®

#### Important

Dimensions are nominal and may vary within the range of tolerances established by ANSI Standard A112.18.1. These measurements are subject to change or cancellation. No responsibility is assumed for use of superceded or voided pages.



**Dimensions**    Inches (mm)

