

# ***TurboMax***®

## **INSTANTANEOUS INDIRECT WATER HEATER**

---

### Specifications

---

The indirect water heater shall be a TurboMax®, model \_\_\_\_\_ as manufactured by THERMO 2000 Inc. For the 65A and 109A models, the complete unit will meet the requirements of ASME Boiler and Pressure Vessel Code, Section VIII, div.1. The water heater heat exchanger shall be equipped with copper piping in the form of parallel helicoidal lines having a maximum operating pressure of 150 psi (200 psi for 109A model). All copper components and assembly will meet the low lead requirements for potable plumbing products and shall adhere to the NSF 61 standard (International Standard Drinking Water Systems Components Health Effects). The hot water heater shall have a patented steel injector through which the boiler water fluid enters the top of the tank and a steel collector through which the boiler water circuit fluid exits at the bottom of the tank. The tank shall be made of high-carbon steel. All joints shall be arc-welded using the MIG/argon process. The tank shall have a maximum operating pressure of 150 psi (200 psi for 109A model) and shall undergo a 190 psi (260 psi for 109A model) hydrostatic test. The tank shall be wrapped in a glass fiber insulating jacket limiting thermal loss to ½ °F per hour. The outer steel jacket shall be painted with baked epoxy. The water heater shall have a temperature controller (aquastat) that makes contact when the temperature falls below the tank's water temperature set point minus an adjustable differential (10 to 40 °F) and breaks contact when the temperature rises over the set point (95 °F to 195 °F). The tank shall have a ¾" drain (ball) valve made of brass, which have a maximum working pressure of 200 psi. Three adjustable feet support the water heater for leveling. The water heater shall be shipped from the factory with an ASME rated pressure relief valve set at 30psi (50 psi on models 65A, 109 and 109A) protecting the tank, a 3-inch thermometer/pressure gage (except on models 23, 33 and 43) and an automatic air vent. The water heater shall be backed by a 15-year warranty on residential applications and 10 years on commercial applications (consult the terms of the warranty included at the end of the instruction manual shipped with the water heater).

All rights reserved. **TurboMax**® is a trade mark of Thermo 2000 inc.

Thermo 2000 reserves the right to modify at any time and without notice colors, components, materials, specifications or models described or shown in this document



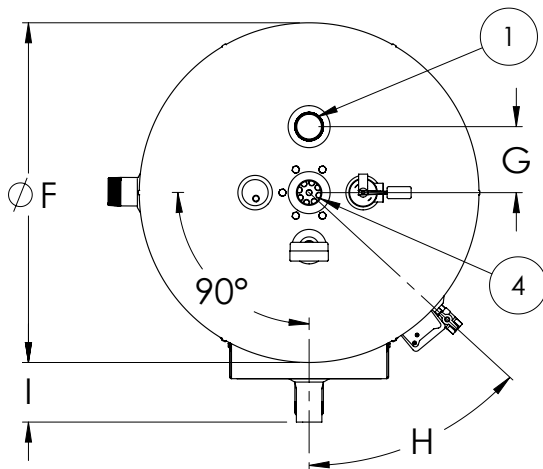
#### **THERMO 2000 INC.**

500, 9th avenue, Richmond (Québec) Canada  
J0B 2H0

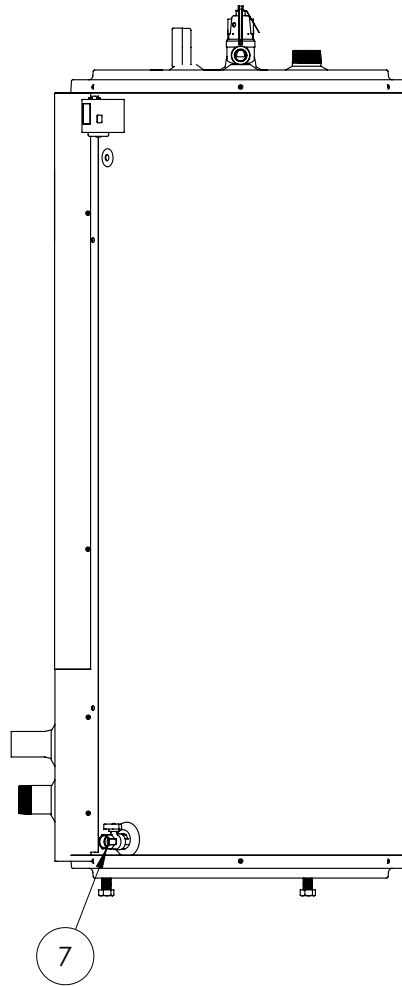
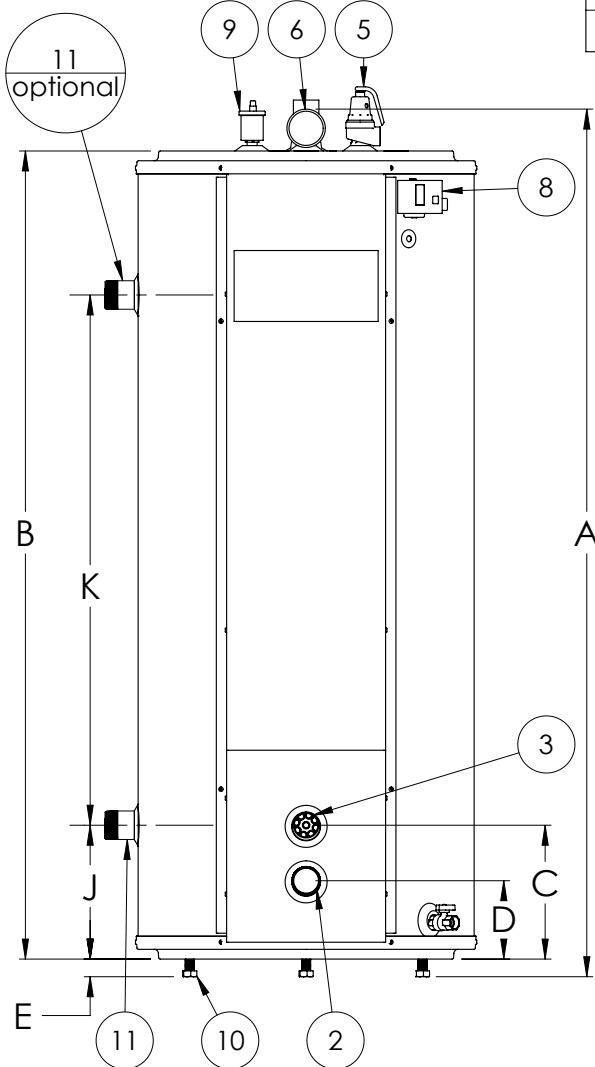
Tel : 819.826.561

Fax : 819.826.6370

[www.thermo2000.com](http://www.thermo2000.com)



TECHNICAL DATA						
Models	Tank Volume	Heat transfer area (sq. ft.)	Domestic water connection	Boiler + TXT optional connection	Weight equipment	Shipping weight
<i>TURBOMAX<sup>®</sup> 109A</i>	110 gal.US	58.9 pi <sup>2</sup>	2 1/2" Cuivre M	2" NPT M	615 lbs	700 lbs
<i>TURBOMAX<sup>®</sup> 109</i>	119 US gal.	58.9 ft <sup>2</sup>	2" Copper M	2" NPT M	460 lbs	545 lbs
<i>TURBOMAX<sup>®</sup> 65A</i>	67 gal.US	32.7 pi <sup>2</sup>	2" Cuivre M	1-1/2" NPT M	380 lbs	460 lbs
<i>TURBOMAX<sup>®</sup> 65</i>	72 US gal.	32.7 ft <sup>2</sup>	1-1/2" Copper M	1-1/2" NPT M	290 lbs	370 lbs
<i>TURBOMAX<sup>®</sup> 45</i>	48 US gal.	32.7 ft <sup>2</sup>	1-1/2" Copper M	1-1/4" NPT M	225 lbs	295 lbs
<i>TURBOMAX<sup>®</sup> 44</i>	48 US gal.	26.2 ft <sup>2</sup>	1-1/2" Copper M	1-1/4" NPT M	215 lbs	285 lbs
<i>TURBOMAX<sup>®</sup> 43</i>	48 US gal.	19.6 ft <sup>2</sup>	1-1/2" Copper M	1-1/4" NPT M	205 lbs	275 lbs
<i>TURBOMAX<sup>®</sup> 34</i>	36 US gal.	26.2 ft <sup>2</sup>	1-1/2" Copper M	1-1/4" NPT M	200 lbs	265 lbs
<i>TURBOMAX<sup>®</sup> 33</i>	36 US gal.	19.6 ft <sup>2</sup>	1-1/4" Copper M	1-1/4" NPT M	190 lbs	255 lbs
<i>TURBOMAX<sup>®</sup> 24</i>	26 US gal.	26.2 ft <sup>2</sup>	1-1/2" Copper M	1-1/4" NPT M	165 lbs	220 lbs
<i>TURBOMAX<sup>®</sup> 23</i>	26 US gal.	19.6 ft <sup>2</sup>	1-1/4" Copper M	1-1/4" NPT M	155 lbs	210 lbs

**COMPONENT IDENTIFICATION**

- 1 Boiler Water Supply (Inlet)
- 2 Boiler Water Return (Outlet)
- 3 Domestic Water inlet
- 4 Domestic Water outlet
- 5 Pressure relief valve **3/4NPTF**
- 6 Temp. & Press. indicator **1/2NPTM**
- 7 Tank drain valve **3/4NPTF**
- 8 Temperature control
- 9 Automatic air vent **1/2NPTM**
- 10 Adjustable leg
- 11 Extra Tappings "TXT" **optional**

**DIMENSIONS**

MODELS	A	B	C	D	E	F	G	H	I	J	K
	in.	in.	in.	in.	in.	in.	in.	degrees	in.	in.	in.
<b>TURBOMAX 23, 24</b>	48	42 3/4	7 1/4	4	1 1/2	18	4	30	4	7 1/4	26 3/8
<b>TURBOMAX 33, 34</b>	64 3/4	59 1/2	7 1/2	4 1/4	1 1/2	18	4	30	4	7 1/2	43
<b>TURBOMAX 43, 44, 45</b>	55	49 1/2	9 1/4	5 1/2	1 1/2	22	4	30	4	9 1/4	30 5/8
<b>TURBOMAX 65</b>	65	59 1/2	9 5/8	5 7/8	1 1/2	24	4	30	4	9 5/8	40
<b>TURBOMAX 65 ASME</b>	67	59 1/2	11 1/4	6 3/4	1 3/4	24	4 1/2	30	5 5/8	7 3/4	44 1/2
<b>TURBOMAX 109</b>	72 1/2	67 1/2	11 1/8	6 1/2	1 1/2	28 5/16	5 1/2	45	4 1/4	11 1/8	45 3/8
<b>TURBOMAX 109A ASME</b>	74 3/4	67 1/4	13 1/4	7 3/4	1 3/4	28 5/16	5 1/2	45	5 1/2	6 3/4	40 1/8