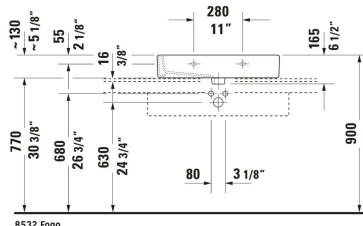
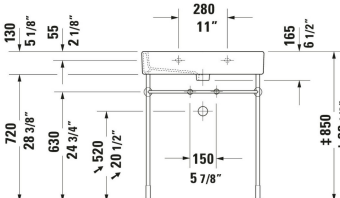
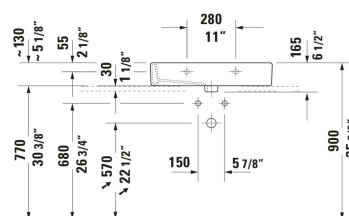
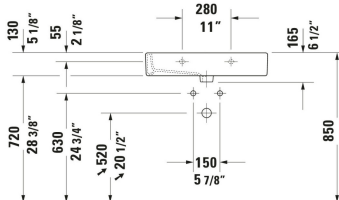
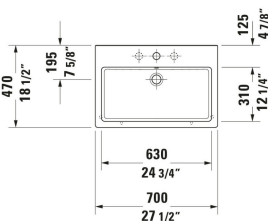


## Vero Wall Mounted Sink # 0454700000 / 0454700027

| < 27 1/2 " > |



Wall Mounted Sink	Dimension	Weight	Order number
Rectangular, Includes faucet deck: Yes, Underside glazed, Back side glazed: No, 27 1/2 ", ADA: Yes, cUPC listed: Yes			
<b>Colors</b>			
00 White			
<b>Variant</b>			
● White High Gloss, Number of basins: 1 Middle, Number of faucet holes: 1 Middle, Overflow: Yes		46.077 lb	0454700000
● White High Gloss, Number of basins: 1 Middle, Number of faucet holes: 1 Middle, Overflow: Yes, Ground		46.077 lb	0454700027
Sanitary ceramics with the special WonderGliss surface finish will remain clean and attractive-looking for a long time to come. When ordering WonderGliss please add a "1" as eleventh digit to the model number.			
<b>Spare parts</b>			
Sink Drain Suitable for washbasin with overflow, Ø 2 1/2 "	Ø 2 1/2 "	0.772 lb	005052
P-Trap Brass, Outlet: horizontal, Suitable for Wall Mounted Sink 2 3/4 x 16 3/4 "	2 3/4 x 16 3/4 "	3.307 lb	005036
<b>Suitable products</b>			
Console Installation Type: Floorstanding, Wall installation, Adjustable height: 2 1/2 ", Hardware included: Yes, Reversible: No, Includes towel rail: Yes, 24 5/8 x 16 3/4 "			003075

All drawings contain the necessary measurements which are subject to standard tolerances. They are stated in inch & mm and are non-binding. Exact measurements, in particular for customized installation scenarios, can only be taken from the finished ceramic piece.