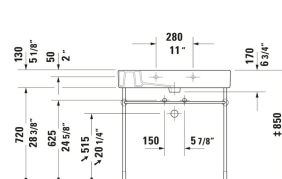
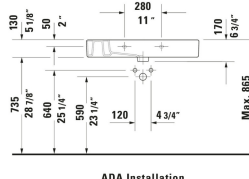
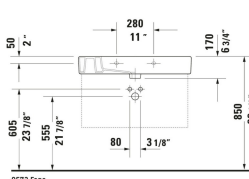
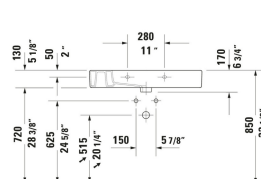
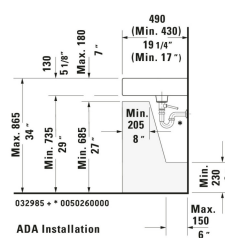
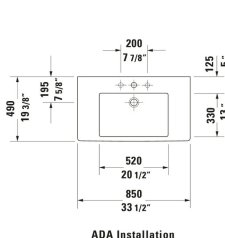
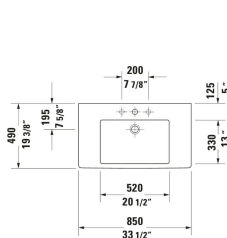


Vero Wall Mounted Sink # 0329850000

| < 33 1/2 " > |



Wall Mounted Sink	Dimension	Weight	Order number
Rectangular, Includes faucet deck: Yes, Underside glazed, Back side glazed: No, 33 1/2 ", ADA: Yes, cUPC listed: Yes			
Colors			
00 White			
Variant			
● White High Gloss, Number of basins: 1 Middle, Number of faucet holes: 1 Middle, Overflow: Yes		55.997 lb	0329850000
Infobox			
Space-saving siphon is recommended in conjunction with vanity unit			
Sanitary ceramics with the special WonderGliss surface finish will remain clean and attractive-looking for a long time to come. When ordering WonderGliss please add a "1" as eleventh digit to the model number.			
Spare parts			
P-Trap White, Connection dimensions: 1 1/4"	14 1/8 x 15 3/8 "	0.82 lb	005076
Towel Bar	31 3/4 x 2 1/2 "	1.014 lb	003036
Sink Drain Suitable for washbasin with overflow, Ø 2 1/2 "	Ø 2 1/2 "	0.772 lb	005052
P-Trap Brass, Outlet: horizontal, Suitable for Wall Mounted Sink	2 3/4 x 16 3/4 "	3.307 lb	005036
Suitable products			
Console Installation Type: Floorstanding, Wall installation, Adjustable height: 2 1/2 ", Hardware included: Yes, Reversible: No, Includes towel rail: Yes, 31 3/4 x 17 7/8 "			003071

Vero Wall Mounted Sink # 0329850000

|< 33 1/2 " >|

All drawings contain the necessary measurements which are subject to standard tolerances. They are stated in inch & mm and are non-binding. Exact measurements, in particular for customized installation scenarios, can only be taken from the finished ceramic piece.