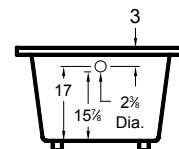
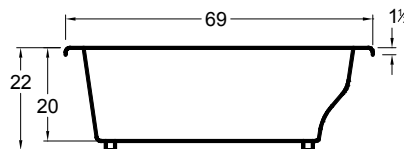
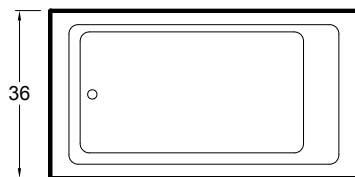




Tub pictured with optional waste and overflow



All bathtub dimensions are $\pm 1/2''$.

CODES AND COMPLIANCE

Products meet or exceed the following standards:

- Underwriters Laboratories (UL)
- Underwriters Laboratories - Canada (cUL)
- ANSI Z124.1 • ANSI A112-19.7
- ANSI A112.19.8

DIMENSIONS

69" x 36" x 22"

MATERIAL

Acrylic

INSTALLATION TIPS

- Install product according to Owners manual and local codes.
- Hot water supply should be 65-75% of tub capacity or greater. Always consult your local plumber for recommendations as installations will vary.
- Dimensions for undermount installations should be taken directly from the bathtub.
- Cut-out dimension: 67" x 34"

OPTIONAL ACCESSORIES

Apron
Grab Bars
Pillow
Angle
Full Back
Head & Shoulder Support
Head Support
Suction Cup
Tile Flange Kit
Waste & Overflow

Undermount Yes ☒ No ☐